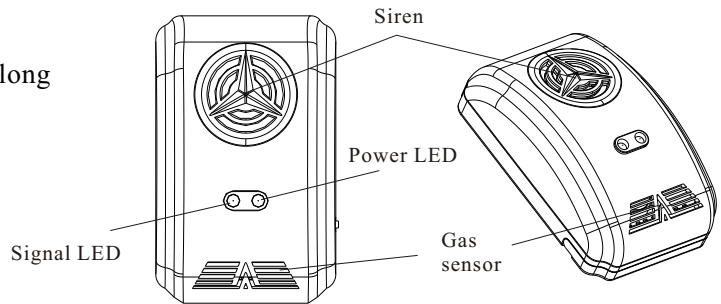


MD-2000R Gas Detector

The MDW-206 gas detector features: high sensitivity and stable reliability, compact size, 220V power supply and long stability & lifetime. It has a built-in transmitter to send an alarm signal, and has a built in back up battery.



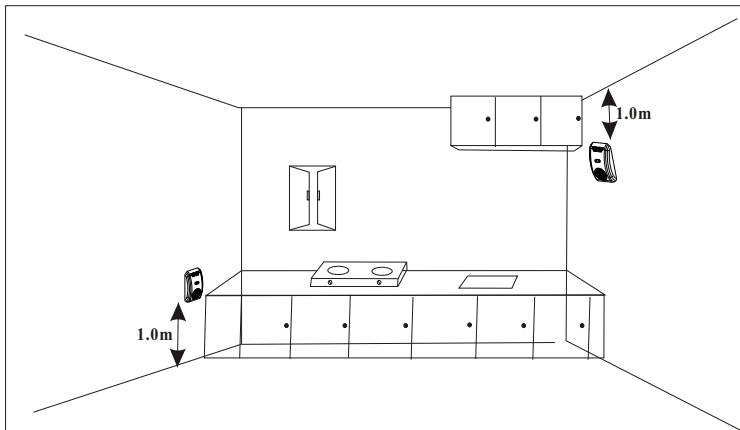
Specification

Power Supply: 220V/50Hz, 10W

Buzzer sound level: 85dB/0.3m

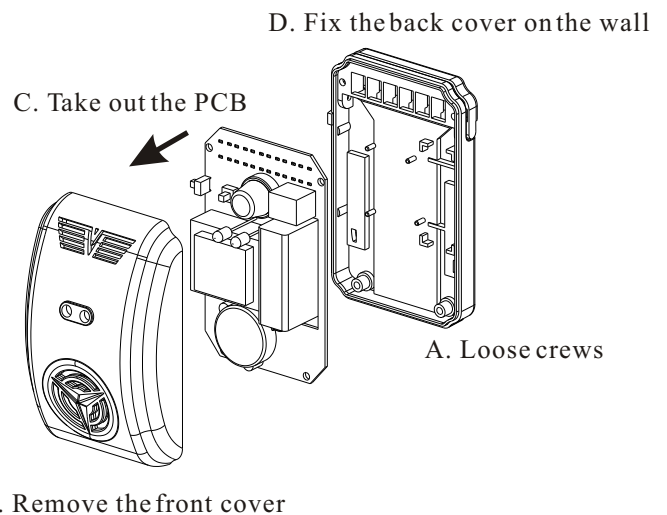
Response time: 2 minutes

Working environment: indoor use, 0°C to 50°C



Installation

1. The detector should be installed by a professional staff.
2. Fix the detector on the wall. The density of gas or coal gas is lower than air, that means the coal gas or gas is floating in the air, so detector should be mounted on the ceiling (around 1m from the ceiling). The density of LPG is higher than air. So it should be mounted on the floor (within 1 m high from the floor).
3. The detector should not be located close to any obstacles preventing natural air circulation.



Function

After switching the power on, the power LED indicator will turn on. It has 2-minute self check, with the signal LED indicator flickering. After that, MDW-206 enter working model.

When the LPG density in the detected area exceed the set level, the detector sends signals. The signal LED indicator will flicker, and the a beep sound will be heard.

Notice: Do not disassemble the detector without help from professional staff. Do not clean the detector with chemical detergent. In case the detector is damaged, users can consult the distributors.